

An aerial photograph of the Nanaimo North Town Centre. The image shows a large commercial complex with several interconnected buildings, mostly with brown and grey roofs. There are extensive parking lots filled with cars. The area is surrounded by greenery, including trees and a small stream or creek. In the background, a residential neighborhood is visible, and to the right, a large blue lake or bay is seen. A multi-lane highway runs along the bottom right edge of the frame. A black rectangular box is overlaid on the left side of the image, containing white text.

NANAIMO NORTH TOWN CENTRE

NANAIMO NORTH
TOWN CENTRE

SHĀPE

Table of Contents

01	Introduction	p.3
02	Property Overview	p.7
03	Location & Demographics	p.8
04	Leasing Opportunities	p.9
05	About SHAPE	p.11



01 Introduction

Welcome to Nanaimo North Town Centre




A Destination for The Region

An alluring destination for the community and the region, Nanaimo North Town Centre is a hybrid enclosed retail centre and open-air shopping experience with over 500,000 SF of shopping, dining and services.



NANAIMO NORTH TOWN CENTRE





In a Strategic Location

Strong national retailers are brought together along Nanaimo's major arteries, right off Island Highway. Located 10 minutes from the ferry terminal and steps from the bus loop, the centre offers accessibility to shoppers within the community and year-round visitors.





An Exciting Transformation Will Soon Take Place

Nanaimo North Town Centre is preparing for a major redevelopment to bring homes, open-air retail and new community spaces to this 61-acre site.

02 Property Overview

PROPERTY TYPE

Retail Destination
With redevelopment potential

GLA

Commercial: 502,142 SF

ANNUAL VISITORS

3.1M visitors

KEY TENANTS

40+ retailers with a mixture of convenience shops & services, national brands and restaurants



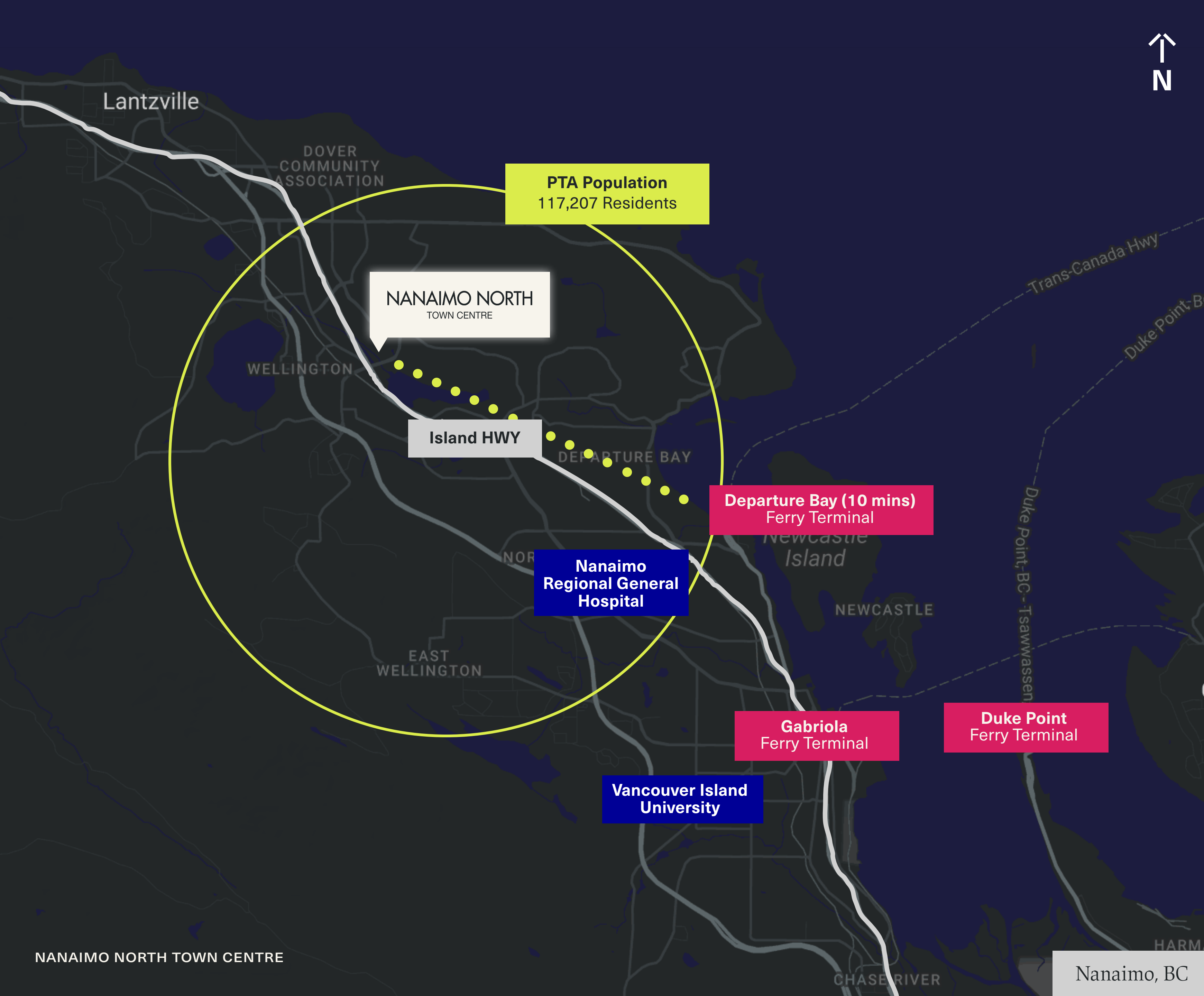
Fit 4 Less

LONDON DRUGS®

GALAXY

LOWE'S

fairwaymarket



03 Location & Demographics

ACCESS

Located 10 minutes from the Nanaimo Ferry Terminal transporting almost **1M people** per year

Direct access off Island Highway

Positioned nearby local bus routes

POPULATION

With a shift to Island living, Nanaimo has seen a 9.8% growth rate in the past 5 years, and predicts the region to continue to see strong growth

20-minute PTA includes **117,207** residents

AUDIENCE

Household Income: Average **\$99,267**, 37.9% above \$100K

Average Age: 44

Dwell Time: 35 minutes

BE A PART OF THE STORY

04 Leasing Opportunities



COMMERCIAL LEASING

502,142 SF of commercial retail space joining national brands like London Drugs, Lowe's and Fairway Market with future redevelopment potential.



SPECIALTY LEASING

Find opportunities in temporary in-line spaces, kiosks, and activations at Nanaimo North Town Centre.

Take advantage of peak shopping seasons, gain exposure or expand an existing business without the long-term commitment of a permanent lease.

Specialty Leasing Application →

SITE MAP



Contact For Site Plans →

05 Why SHAPE

The Relentless Pursuit of Better

WE MANAGE LIKE OWNERS

We are invested
in our properties
long term



ASPIRATIONAL RETAIL ENVIRONMENTS

World-class design
and architecture



EXPERTLY CURATED BRANDS

Meticulously
curated retail
collections



DATA-DRIVEN EXPERIENCES

Signature
celebrations and
guest experiences



5-STAR HOST PROGRAM

Hospitality
training for all
staff, from
janitorial
to security



Future-Forward Leasing

SHAPE Leasing specializes in creating design-forward, branded environments that merge tenants' brand values and the local communities they serve.

- + CUSTOMER-CENTERED
- + SUPERIOR REAL ESTATE FUNDAMENTALS
- + LOCAL & AGILE
- + PROVEN MARKETING PLAYBOOK



Learn More →



Exceptional Retail Experiences

The SHAPE Retail Management team comes with an in-depth understanding of local community needs and excels at building exceptional retail experiences. Our best-in-class property teams are committed to your success.




Doing Well by Doing Good

SHAPE is committed to an Education, Environment, Social and Governance (EESG) strategy that maximizes progress, social impact and long-term sustainability. Our actions have a positive impact on our carbon footprint, operational costs, and resource efficiency. Here are a few examples of our property initiatives:

- ✦ **COMPACTOR REPLACEMENT**
- ✦ **EV CHARGING STATIONS**
- ✦ **WATER BOTTLE FILL STATIONS**
- ✦ **ENERGY-EFFICIENT HVAC SYSTEMS**
- ✦ **EXTERIOR LED LIGHTING PROJECT**

[Learn More](#) →



Environment Awards
BOMA BEST Gold Certification

Magnetic Urban Centres

SHAPE is the real estate investment, development and management company behind Canada's most significant centres of gravity. From master plans to retail destinations, we raise the bar for industry, quality of life and return on investment.



The City of Lougheed, BC



The Amazing Brentwood, BC



Uptown, BC



Nanaimo North Town Centre, BC



Destination: Deerfoot City, AB



Westhills Towne Centre, AB



Emerald Hills Centre, AB



Skyview Centre, AB

[View Portfolio](#) →

CONTACT

Leasing

Mina Smidstra

Senior Leasing Manager

mina.smidstra@shape.ca

604.328.1080

Specialty Leasing

Barbara Hellinga

Director, Specialty Leasing

barbara.hellinga@shape.ca

604.315.4078

SHAPE Properties

2020 One Bentall Centre
505 Burrard Street, Box 206,
Vancouver, BC Canada
V7X 1M6

NANAIMO NORTH

TOWN CENTRE



NANAIMONORTH.COM

—
SHAPE